



ಬೃಹತ್ ಬೆಂಗಳೂರು ಮಹಾನಗರ ಪಾಲಿಕೆ  
Bruhat Bengaluru Mahanagara Palike



# BBMP COVID-19 WAR ROOM 15.04.2023

BBMP / COVID-19 WAR ROOM / BULLETIN – 1118/ 15.04.2023 / #BBMPfightsCOVID19



# OVERVIEW OF COVID-19 IN BENGALURU

## CASE TRENDS ACTIVE CASES 1,178

### Confirmed Cases

263

18,82,655 #

### Recovered Cases

69

18,64,481 #

### Death Cases

0

16,996 #



## HOSPITALIZATION 57

### ICU – V

-

### ICU

7

### HDU

-

### General

50

INCLUDES GOVT. QUOTA AND PRIVATE WALK-IN HOSPITALIZATION



## VACCINATION 63 2,06,99,668 #

### First Dose

17

96,89,674 #

### Second Dose

4

95,11,450 #

### Precaution Dose

42

14,98,544 #



## TRIAGING

### MTU

5

### Tele Triage

255



## ACTIVE CZs

0

### MCZs (< 5 cases)

0

### Clusters (> 5 cases)

0



## TESTING 2,877 3,22,64,719 #

2,877

3,22,64,719 #

Positivity :5.83%

\*FOR LAST 7 DAYS

### RAT

115

### RTPCR

1,722

# : indicates cumulative numbers till date



# ABSTRACT OF COVID-19 SCENARIO IN BENGALURU


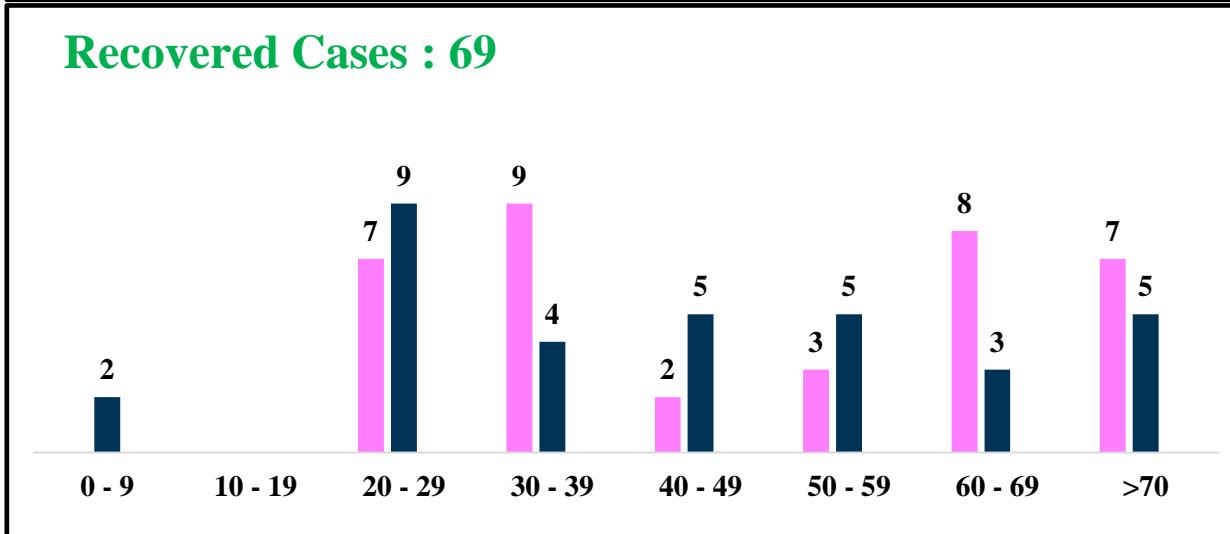
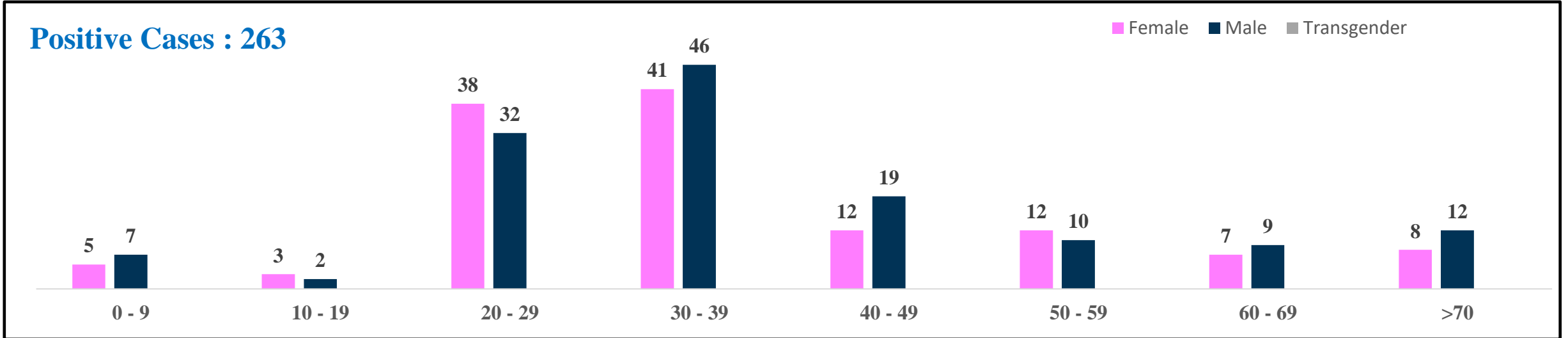


	MALE			FEMALE			TRANSGENDER			TOTAL		
	Last 24 Hours	Last 7 Days	Cumulative	Last 24 Hours	Last 7 Days	Cumulative	Last 24 Hours	Last 7 Days	Cumulative	Last 24 Hours	Last 7 Days	Cumulative
<b>Positive Cases</b>	137	689	11,09,862	126	608	7,72,597	0	0	196	263	1,297	18,82,655
<b>Recovered Cases</b>	33	615	10,96,894	36	537	7,66,457	0	0	187	69	1,152	18,64,481
<b>Death Cases</b>	0	0	10,765	0	0	6,227	0	0	4	0	0	16,996
<b>Total Tests Done</b>	<b>In Last 24 hrs. : 2,877</b>			<b>In last 7 days : 22,263</b>			<b>Cumulative : 3,22,64,719</b>					
<b>Vaccine Doses Administered</b>	<b>In Last 24 hrs. : 63</b>			<b>In last 7 days : 270</b>			<b>Cumulative : 2,06,99,668</b>					
<b>ACTIVE CASES</b>									<b>1,178</b>			

\*Covid deaths occurred today : 00 | Covid deaths occurred beyond last 24hrs., reported today : 00



# LAST 24 HOURS AGE GROUP AND GENDER WISE DISTRIBUTION

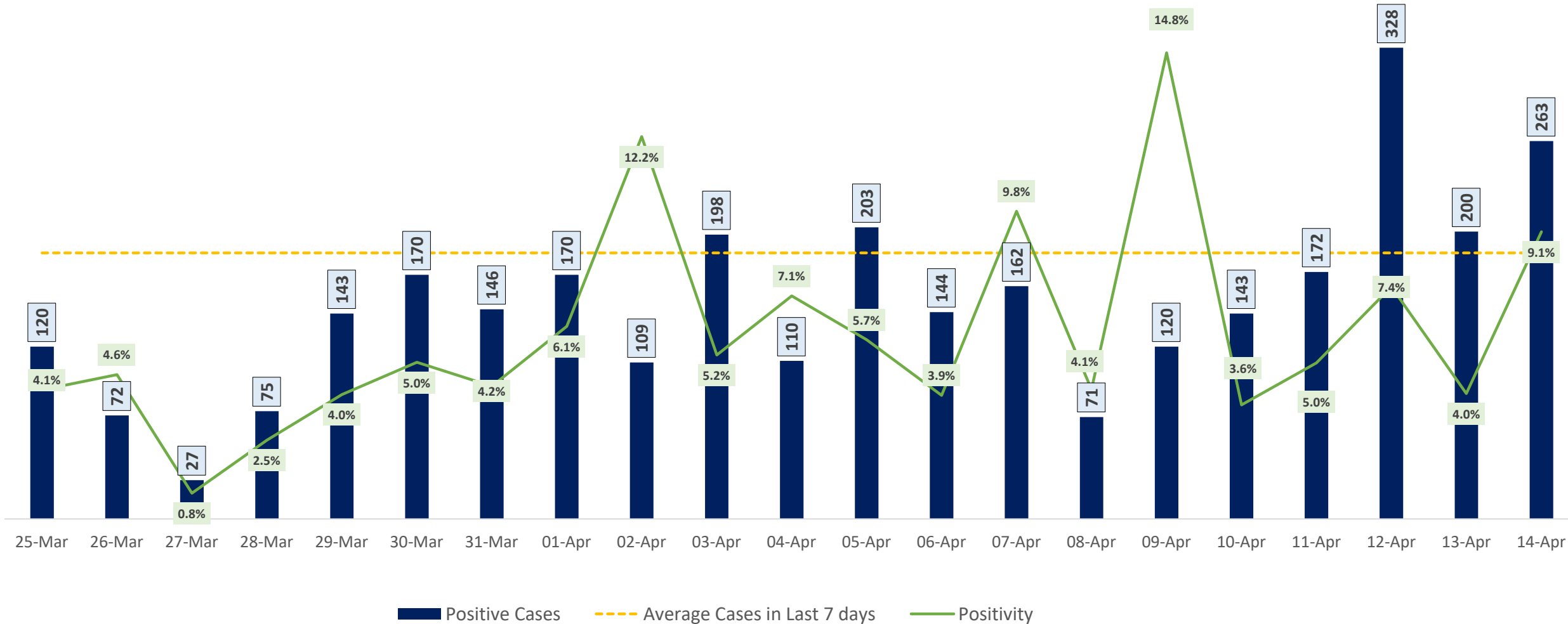




# POSITIVITY RATE OF BENGALURU – LAST 21 DAYS



Average Cases in Last 7 days : 185





# TESTING TRENDS IN BENGALURU



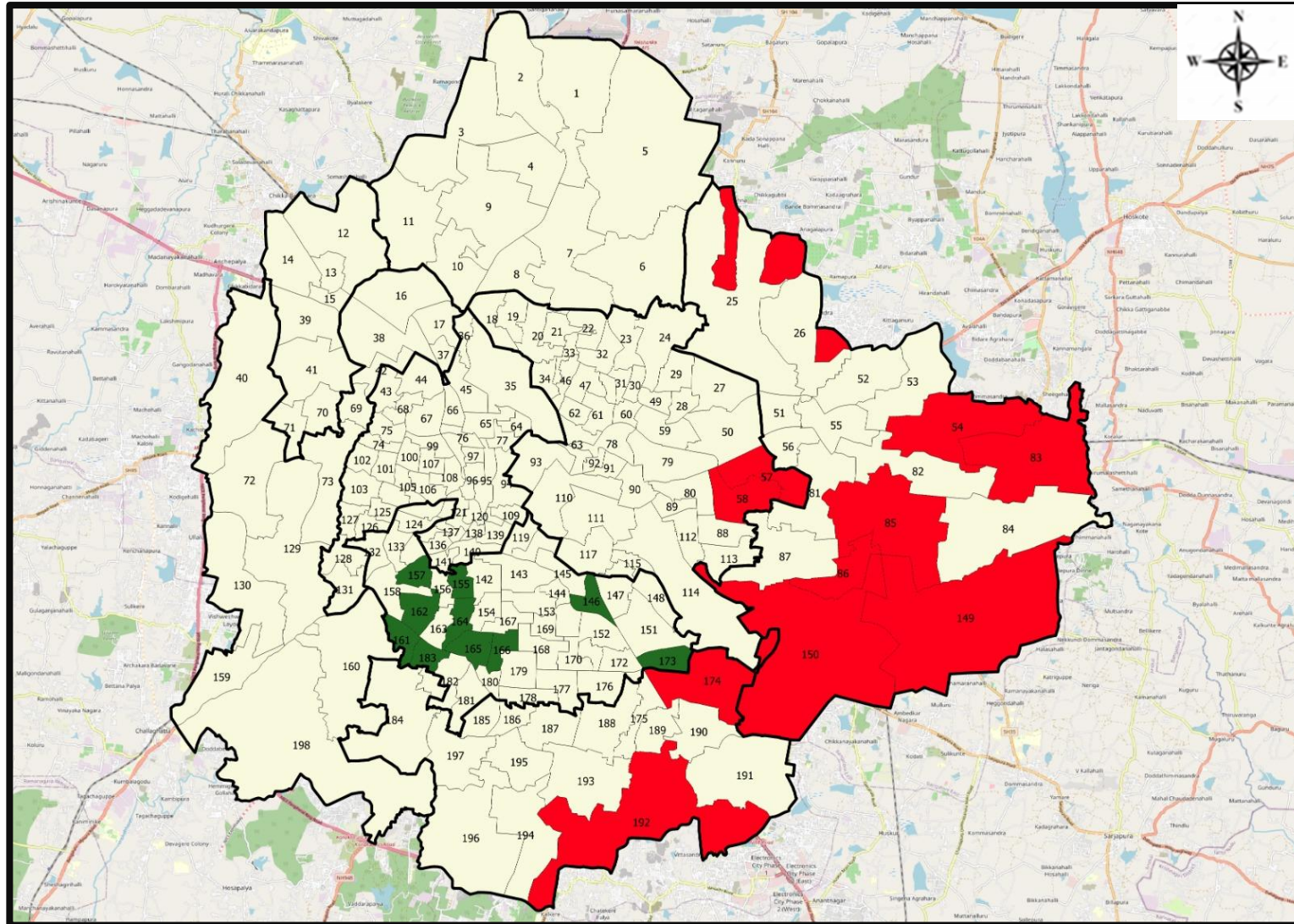
Total Test Conducted Till Date	Test Conducted Last 24 hours	Last 7 Days Average
3,22,64,719	2,877	3,180







# BENGALURU URBAN MAP SHOWING TREND OF POSITIVE CASES IN LAST 7 DAYS



### Top 10 wards reporting highest number of positive cases in last 10 days

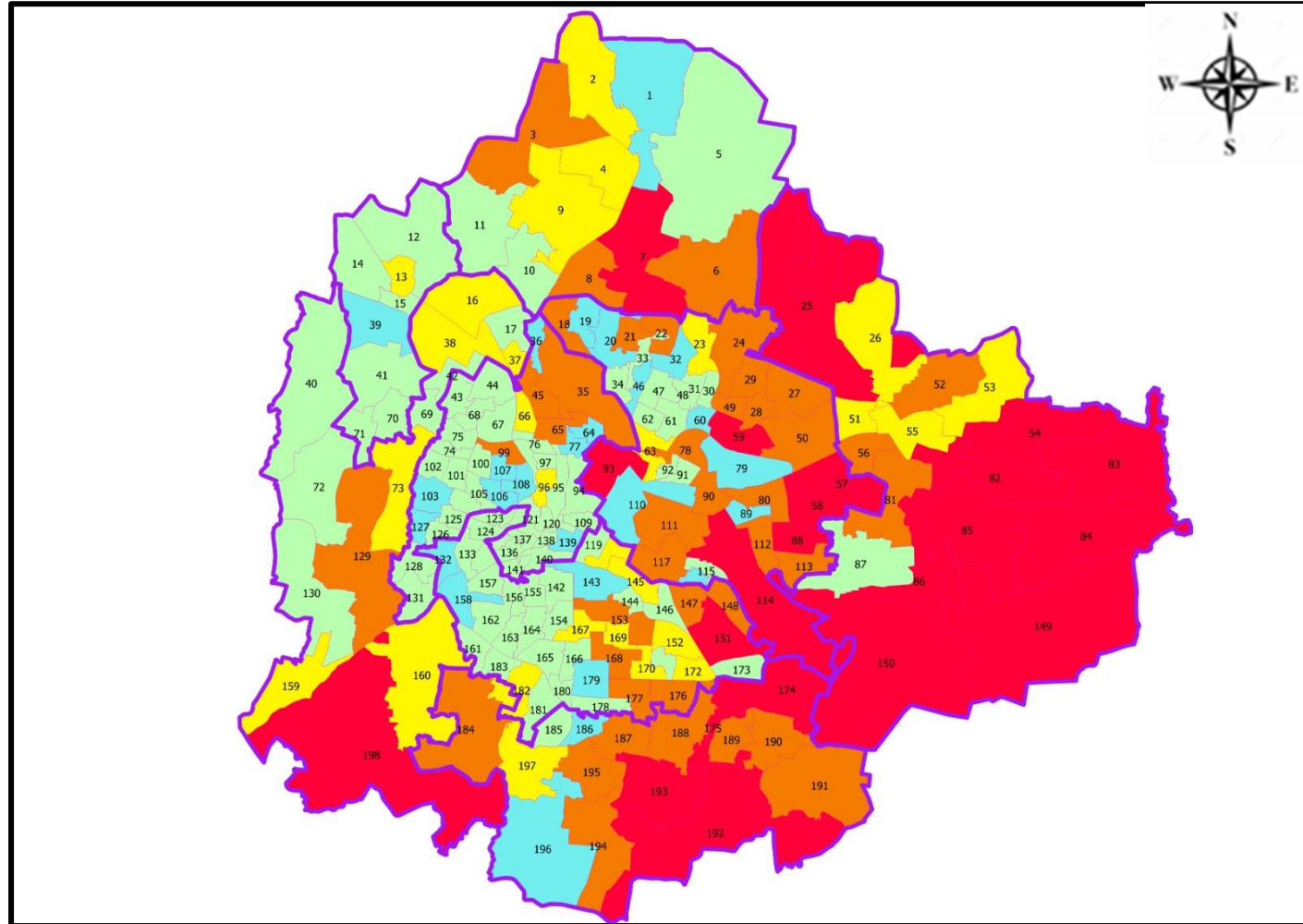
Ward No.	Ward Name	Daily Cases Average
150	Bellanduru	12
174	HSR Layout	6
85	Dodda Nekkundi	6
149	Varthuru	5
54	Hudi	4
86	Marattahalli	3
57	CV Raman Nagar	3
83	Kadugodi	3
192	Begur	3
58	New Tippasandra	3







### Top 10 wards reporting least number of positive cases in last 7 days

Ward No.	Ward Name	Daily Cases Average
183	Chikkalsandra	0
173	Jakkasandra	0
166	Karisandra	0
165	Ganesh Mandiara Ward	0
164	Vidyapeeta Ward	0
162	Girinagara	0
161	Hosakerehalli	0
157	Gali Anjaneya Temple	0
155	Hanumanth Nagar	0
146	Lakkasandra	0



# BENGALURU MAP SHOWING INTENSITY OF POSITIVE CASES IN LAST 7 DAYS



-  **Level 1 : 0 to 1 Cases**
-  **Level 2 : 1 to 3 Cases**
-  **Level 3 : 3 to 5 Cases**
-  **Level 4 : 5 to 10 Cases**
-  **Level 5 : More than 10 Cases**
-  **Zone Boundaries**

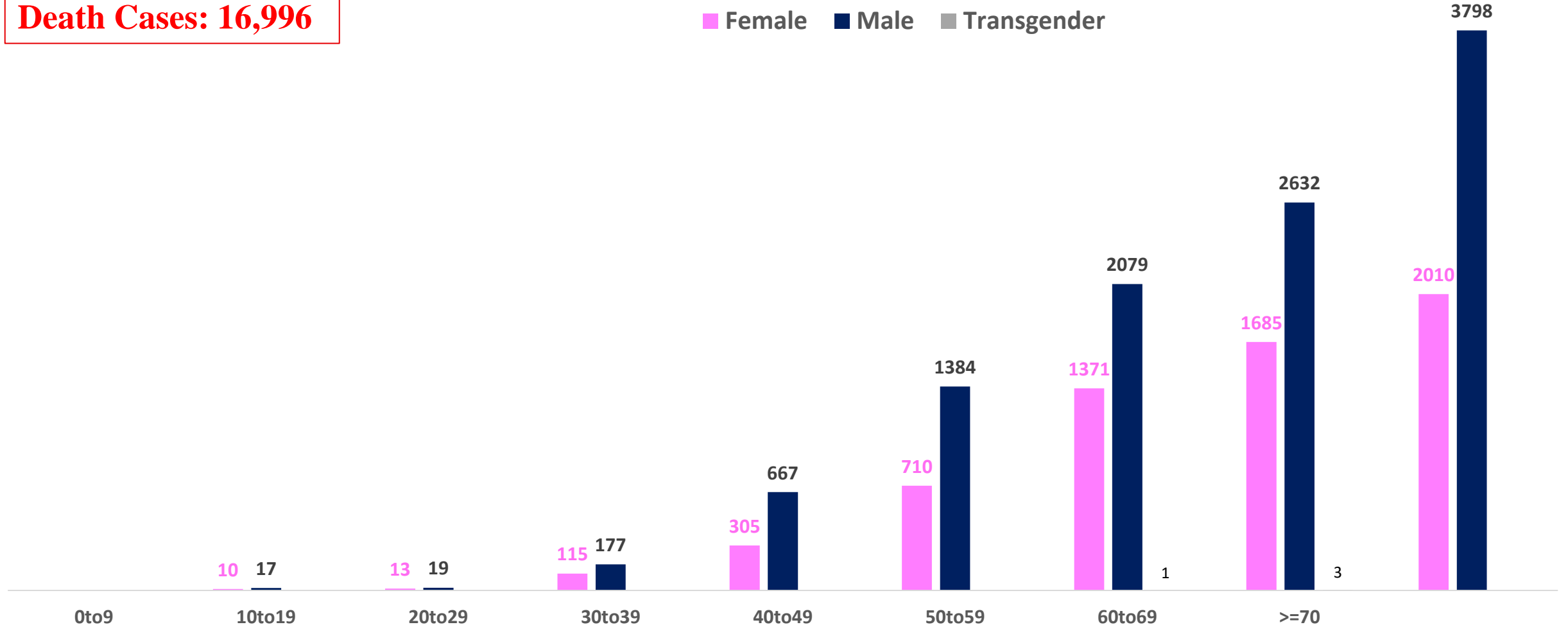




# AGE AND GENDER WISE DISTRIBUTION OF DEATH CASES



**Death Cases: 16,996**





# SNAPSHOT OF COVID-19 CASES IN BENGALURU URBAN



**Total Wards With  
<= 10 Cases\* :  
170**

**Tests Conducted  
on 14.04.2023:  
2,877**

**Recovery  
Rate\*:  
99.03%**

**Total  
Active Cases :  
1,178**

**Total Vaccinated  
on 14.04.2023:  
63**

**Positivity  
Rate\* :  
5.83%**

**Active  
Rate\*:  
0.06%**

**Case  
Fatality Rate\* :  
0.00%**





\*Total positive cases In the past 7 days

\*CFR and positivity is for Past 7 days



ಬೃಹತ್ ಬೆಂಗಳೂರು ಮಹಾನಗರ ಪಾಲಿಕೆ  
Bruhat Bengaluru Mahanagara Palike



<b>Download BBMP Bulletin</b>	<a href="https://apps.bbmpgov.in/covid19/mediabulletin.php">https://apps.bbmpgov.in/covid19/mediabulletin.php</a>
<b>To register for vaccination :</b>	<a href="https://selfregistration.cowin.gov.in/">https://selfregistration.cowin.gov.in/</a>
<b>BBMP COVID19 Dashboard:</b>	<a href="https://apps.bbmpgov.in/covid19/">https://apps.bbmpgov.in/covid19/</a>
<b>Follow us on:</b>	 <a href="http://www.facebook.com/bbmp.comm1/">www.facebook.com/bbmp.comm1/</a>
	 <a href="https://twitter.com/BBMPCOMM">twitter.com/BBMPCOMM</a>
	  <a href="https://www.instagram.com/BBMPSplHealth">BBMPSplHealth</a>

Issued by:

Honorable Chief Commissioner, BBMP  
Special Commissioner Health, BBMP  
MD, Bengaluru Smart City Limited

**THANK YOU !**

